


DEPARTMENT 11 – YOUTH EXHIBITS

Ashley Mosier - 484-629-0639

1. This department is open to all youth living in Carbon County and West Penn Township, Schuylkill County between the ages of 5-18
2. Please state current age as of June 1, 2026 on registration form.
(J) Junior (age 5-12); (S) Senior (age 13-18)
3. Anyone wishing to place exhibits in this department must meet the above age requirements.
4. All exhibits must be made by the exhibitor since August 2026.
5. Each exhibit will be judged on workmanship and worth of article.
6. One entry per class. There is no entry fee for Dept. 11.

SECTION 140



2026 PA Preferred®
Junior Baking Contest
Cookies, Brownies and Bars
Sponsor: PA Preferred®

The goal of the PA Preferred® Baking Contest is to encourage young people across the Commonwealth to participate in Pennsylvania's agricultural fairs by showcasing Pennsylvania grown and produced products in their contest entries.

RULES:

1. Open to any individual **amateur** baker (ages 8 through 18 at the time of the fair's contest) who is a Pennsylvania resident. One entry per person.
2. **Entrants may NOT have won 1st place in this PA Preferred® Junior Baking contest at any other fair in 2026.**
3. Entry must be **six (6) individual sized portions** of the baked entry item (cookies, brownies or bars).
4. The Cookies, Brownies or Bars, and any fillings and frostings, must be **made from scratch with edible ingredients.** No pre-packaged ingredients may be used (ex: no pre-made mixes, cookie dough, pie crust, frosting, etc.). Any decorations must just be edible.
5. At least two (2) PA Preferred® or locally produced ingredients must be used in the recipe. Some examples of qualifying ingredients include grains (such as oats or flour), butter, milk, eggs, fruits and/or vegetables.
6. A **PA Preferred® logo is not required** because not all PA Preferred® products carry the label. The name of the ingredient and the source is sufficient (see attached example). Contact RA-AGPAPpreferred@pa.gov for any assistance with qualifying ingredients.
7. Entry must be submitted for judging **on a food safe disposable setting.** (All pans, plates and dishes are considered to be disposable and will **not** be returned.)
8. The PA Preferred® entry and its recipes will become the property of the Fair or PA Farm Show and will **not** be returned.
9. Recipe(s) must be submitted with the entry, printed on one side of 8-1/2" x 11" sheets of paper. Recipe must list all ingredients, quantities, and preparation instructions. The name of each PA Preferred® ingredient or locally produced ingredient must be clearly listed with the words "PA Preferred" and then the name of the source that made/grew the product (ex: PA Preferred Milk – Gallicker's brand; or PA Preferred Apples - Smith Farm Orchard). Entrant's name, age, address and phone number must be printed on the back side of all pages.
10. Refrigeration is **not** available at the fair or PA Farm Show. Entries that require refrigeration after baking must indicate so in the recipe. Those entries will not be sold, auctioned or otherwise distributed for consumption after judging for food safety reasons.
11. **Judging Criteria:**

Flavor	40 points
<i>(aroma, taste, good balance of flavorings)</i>	
Inside Characteristics	30 points
<i>(texture, even grain, evenly baked)</i>	
Overall Appearance	20 points
<i>(surface, shape, size, color)</i>	
Topping, Icing, Decoration	10 points
TOTAL	100 points

FAIR PRIZES: 1st = \$20 2nd = \$15 3rd = \$10

First Place Winner is eligible for the 2027 PA Farm Show competition.

Premiums for the 2027 PA FARM SHOW competition

First Place - \$500.00	Second Place - \$250.00	Third Place - \$100.00
Fourth Place – Rosette Ribbon	Fifth Place – Rosette Ribbon	

2026 Participating Fair and 2027 PA Farm Show Contest Rules
PSACF Release: January 2026

Sponsor: PA Preferred®

Recipe

Name of recipe: Ashlee's Apple Crisp Bars

Prep Time: _____ Bake Time: _____ Serves: _____

Ingredients

shortbread Crust




- 1/4 cup brown sugar, packed
- 1/2 teaspoon vanilla extract
- 1 1/4 cups all-purpose flour
- 1/2 cup (1 stick) unsalted butter (PA Preferred, Lapp Valley Farm)

Apple Filling

- 4 cups apples, peeled, cored and thinly sliced (PA Preferred, Smith Farm Orchard)
- 2 Tablespoons flour
- 1/4 cup sugar

Crisp Topping

- 1/2 cup brown sugar
- 1/4 cup sugar
- 3/4 cup flour
- 1 teaspoon cinnamon
- 1/2 teaspoon salt
- 1/8 cup chilled butter, cut into 1/2-inch cubes

Instructions

1. Preheat oven to 350° F. Line a 9" x 9" pan with parchment paper, leaving extra hanging over the ends, spray with cooking spray.
2. In a large mixing bowl, beat together the butter and sugar until light and fluffy, about 2-3 minutes. Add vanilla and mix until combined. Add flour and mix until combined and dough is crumbly.
3. Press dough evenly into bottom of prepared pan. Bake for 12-14 minutes, until dough is slightly puffed. Remove from oven and set aside, maintain oven temperature.
4. *Apple Filling*
In a large bowl, combine apples, flour and sugar. Mix until apples are thoroughly coated. Arrange apples on baked crust.
5. *Crisp Topping*
In a medium bowl, mix together first five ingredients. With a pastry blender or two knives, cut in butter until mixture is crumbly. Spread topping over apples in an even layer.
6. Bake uncovered at 350° F for 45 minutes, or until topping is golden and apple mixture is bubbly. Let cool, lift apple crisp using the extra parchment paper at the ends as handles, and cut into bars.

2026 Participating Fair and 2027 PA Farm Show Contest Rules
PSACF Release: January 2026

DEPARTMENT 11 – YOUTH EXHIBITS

SECTION 150 – YOUTH BAKED PRODUCTS

1. Baked goods to be judged on flavor, lightness, general appearance, and texture.
2. Recipe to be supplied on a 3x5 or 4x6 index card and include exhibitor's name and age on back.
3. Exhibits should be placed on non-returnable serving materials.
4. Baked foods must be wrapped in clear plastic, zip bags, or clear disposable containers to retain freshness and prevent contamination until judged.

PREMIUMS: 1st (\$5) 2nd (\$4) 3rd (\$3)

CLASS

MUFFINS 221 Fruit (4)
 222 Plain (4)
 350 Decorated Cake (exterior judging only)

CUPCAKE 410 Chocolate (4)
 420 White (4)
 430 Yellow (4)
 440 Gluten Free (4)

CANDY 610 Chocolate Covered (5)
 620 Fudge (5)
 630 Cereal (5)
 640 Molded Chocolate (5)

BAR 700 Brownies (5)
 710 Other (5)

COOKIES 720 Chocolate Chip (5)
 740 Sugar (5)
 750 Rolled (use cookie cutters) (5)
 760 Peanut Butter (5)
 770 Oatmeal (5)
 790 Snicker-doodle (5)
 800 Gluten Free (5)

Friend of the Fair Dean Arner - Auctioneer & Staff



DEPARTMENT 11 – YOUTH EXHIBITS

182 – YOUTH NEEDLECRAFT

PREMIUMS: 1st (\$5) 2nd (\$4) 3rd (\$3)

Sewing or Garment:

- CLASS:**
- 100 Skirt
 - 101 Pajamas
 - 102 Dress
 - 103 Shorts
 - 104 Pillow - any
 - 105 Tote Bag
 - 106 Pillow Case
 - 107 Purse
 - 110 Any Other Item

Needlwork:

- 512 Embroidered - any
- 513 Needlepoint
- 515 Cross-Stitch (stamp)
- 516 Cross-Stitch (counted)
- 811 Crochet item
- 862 Knitted head band, hat, scarf

SECTION 188 – YOUTH PHOTOGRAPHY

1. All photos must have been taken by exhibitor.
2. All photos will be 8” by 10” only. No frames or mattes.
3. Photos only. Images are to be produced on photographic papers.
4. Do not digitally enhance or alter your photographs with the exception of Class 65. Minimal color balance, sharpening, and tonal corrections are acceptable to create realism.
5. Photo must have been taken within the last twelve months and must not have been previously exhibited in the Carbon County Fair.
6. Judging criteria: subject matter, impact, degree of simplicity/difficulty.

Animals – captures the personality of an animal or animals in their natural setting or at play.

Americana – “Norman Rockwell” type shots that often feature barns, pasture scenes, front porches, kids on tire swings.

Landscapes – shows any variety of outdoor scenes which focus on natural landforms and vegetation, and does include people.

Patriotic – subject matter portrays the love of one’s country. Could have flags, soldiers, etc.

Portrait – captures the personality of the human subject, either as a head shot or full shot. Props may be included in portraits.

Still Life – focuses on mostly commonplace objects which may be either natural (food, flowers, plants, etc.) or man-made (drinking glasses, books, etc.) in a pleasing arrangement.

Action, Sports – Shows active movement in a sporting activity, focusing on a player(s) caught in action.

Carbon County Fair – photo taken at last year’s fair.

Architecture – A shot that focuses on the unique architectural features of a building without a lot of background.

PREMIUMS: 1st (\$5) 2nd (\$4) 3rd (\$3) 4th (\$2) 5th (\$1)

CLASS

- | | | |
|---------------------------|-----------------------------------|-------------------------|
| 10 People | 35 Action/Sports | 60 Architecture |
| 15 Domestic Animals | 40 Patriotic | 65 Altered Images |
| 20 Wild Animals, Wildlife | 45 Aurora Borealis | 70 Flowers |
| 25 Landscape/Seascape | 50 Portrait (single subject) | 80 Birds |
| 30 Still Life | 55 Carbon County Fair (last year) | 90 Any Other not listed |

SECTION 189 – YOUTH PHOTOGRAPHY – COLOR

See Section 188 for Criteria

PREMIUMS: 1st (\$5) 2nd (\$4) 3rd (\$3) 4th (\$2) 5th (\$1)

Best of Show Photography – Junior & Senior – Rosette

DIVISION: Junior Ages 5-12 Senior Ages 13-18

CLASS

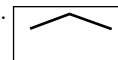
- | | |
|---------------------------|-----------------------------------|
| 10 People | 50 Portrait (single subject) |
| 15 Dogs or Cats | 55 Carbon County Fair (last year) |
| 20 Wild Animals, Wildlife | 60 Architecture |
| 25 Landscape/Seascape | 65 Altered Images |
| 30 Still Life | 70 Flowers |
| 35 Action/Sports | 80 Birds |
| 40 Patriotic | 90 Any Other not listed |
| 45 Aurora Borealis | |

DEPARTMENT 11 – YOUTH EXHIBITS

SECTION 190 – YOUTH PAINTING

1. Cannot have been exhibited in prior fairs.
2. **Mounting and Presentation**

All works must be matted, framed or mounted (any color) and ready for exhibition. All artwork should have the necessary hardware, eyehooks, picture wire or hanger attached so the artwork may hang from a small metal hook (see illustration). Single centered hangers are discouraged. The hardware must be able to support the weight of the artwork over time. FoamCore or a very stiff cardboard backing should be used to prevent warping while hanging. Hot glue the string or wire ends to the back of the FoamCore. Artwork submitted without necessary hardware may not be judged or displayed. Please do not submit entries with wet or sticky surfaces. Pastel, chalk and charcoal works must be covered with acetate.



Extremely fragile artwork should not be submitted.

Please note that artwork is greatly affected by changes in the weather and humidity. Masking tape and air-dried clays are especially susceptible to these conditions. Please consider submitting artwork using packing tapes and sculpture using kiln-fired clays.

PREMIUMS: 1st (\$5) 2nd (\$4) 3rd (\$3) 4th (\$2) 5th (\$1)

Best of Show in Youth Painting Junior & Senior – Rosette

CLASS	Junior Ages 5-12		Senior Ages 13-18	
	110 Acrylics		160 Tempera	183 Paint on Slate
	120 Oil		170 Splatter Paint	184 Paint on Stone
	130 Water Color		180 Paint on Glass	185 Paint on Wood
	140 Finger Paint		181 Paint on Cloth	
	150 Paint by Number		182 Paint on Metal	

SECTION 191 – YOUTH DRAWING & ART

PREMIUMS: 1st (\$5) 2nd (\$4) 3rd (\$3) 4th (\$2) 5th (\$1)

Best of Show Junior & Senior - Rosette

CLASS	Junior Ages 5-12	Senior Ages 13-18
	100 Chalk	170 Pencil Drawing
	110 Charcoal	200 Collage
	120 Color Pencil	210 Decoupage
	130 Crayon	220 Etchings
	140 Market	230 Mixed Media
	150 Pastel	240 Sand Pictures
	160 Pen & Ink Drawing	250 Scratch Art

SECTION 192 – YOUTH CERAMIC, POTTERY

PREMIUMS: 1st (\$5) 2nd (\$4) 3rd (\$3) 4th (\$2) 5th (\$1)

CLASS	Junior Ages 5-12	Senior Ages 13-18
	10 Ceramic - painted	50 Pottery - thrown
	20 Ceramic - glazed	60 Sculpture (creative)
	30 Ceramic - stained	70 Sculpture (clay)
	40 Pottery - hand built	80 Model Magicw

SECTION 193 – DOLLS

PREMIUMS: 1st (\$5) 2nd (\$4) 3rd (\$3) 4th (\$2) 5th (\$1)

CLASS	Junior Ages 5-12	Senior Ages 13-18
	10 Rag	40 Cornhusk
	20 Clothespin	50 Puppets
	30 Creative	

SECTION 194 – STRING WORK

PREMIUMS: 1st (\$5) 2nd (\$4) 3rd (\$3) 4th (\$2) 5th (\$1)

CLASS	Junior Ages 5-12	Senior Ages 13-18
	10 String Art	50 Latchhook
	20 Paracord	60 Pot Holders
	30 Macreme	70 Plastic Canvas
	40 Weaving	

SECTION 195 – BEADWORK

PREMIUMS: 1st (\$5) 2nd (\$4) 3rd (\$3) 4th (\$2) 5th (\$1)

CLASS	Junior Ages 5-12	Senior Ages 13-18
	10 Beadwork - necklace	40 Diamond dot painting (Round Drills)
	20 Beadwork - bracelet	
	30 Beadwork - ornament	50 Diamond dot painting (Square Drills)

SECTION 196 – WOODWORK, METAL WORK, LEATHERWORK

PREMIUMS: 1st (\$5) 2nd (\$4) 3rd (\$3) 4th (\$2) 5th (\$1)

CLASS	Junior Ages 5-12	Senior Ages 13-18
	10 Wood Carving	60 Leather Work - Small (jewelry, belts, etc)
	20 Woodwork	
	30 Woodwork (creative)	70 Leather Work - Large (handbags, pictures, etc)
	40 Wood burning	
	50 Metal Work	

SECTION 197 – YOUTH HANDCRAFTS

PREMIUMS: 1st (\$5) 2nd (\$4) 3rd (\$3) 4th (\$2) 5th (\$1)

CLASS	Junior Ages 5-12	Senior Ages 13-18
	100 Duck Tape	
	110 Sand Art	
	120 Foam Art	
	130 Felt	
	140 Straw Design	
	150 Stain Glass	
	160 Suncatchers	
	170 Jewelry (handmade)	
	180 Shell work	
	190 Basket (woven)	
	200 Scrapbook page 12"x12" page in protector	
	210 Tie Dye item	
	220 Christmas Ornament	
	230 Holiday Item	

SECTION 198 – MODEL KITS & ROBOTICS

PREMIUMS: 1st (\$5) 2nd (\$4) 3rd (\$3) 4th (\$2) 5th (\$1)

CLASS	Junior Ages 5-12	Senior Ages 13-18
	10 Model Kits	
	20 Robotics	

SECTION 200 – BUTTON CRAFT CONTEST
 Discover many fun crafts made with buttons. Make everything from gifts to give, fun decorations, and useful household gems. Use your creativity to create your masterpiece! For example: picture frames, jewelry and pins, decorate a small wreath, birdhouse or candle. Use your imagination!

PREMIUMS: 1st (\$5) 2nd (\$4) 3rd (\$3)

CLASS 10 Ages 5-8
 20 Ages 9-12
 30 Ages 13-18

SECTION 220 – PAINTED ROCK CONTEST
 1. Decorate and embellish your rock with any medium.
 2. Exhibitor should be able to lift their rock unassisted.
 (NO BOULDERS PLEASE)
 3. No stickers or beads.
 4. River rocks work best for painting

PREMIUMS: 1st (\$5) 2nd (\$4) 3rd (\$3)

CLASS 10 Ages 5-8
 20 Ages 9-12
 30 Ages 13-18

SECTION 210 - JAZZY JAR CONTEST
 A **QUART JAR** can be decorated on the inside or outside. Let your imagination run wild with paint, ribbons, etc. Have Fun. It can be decorated on the top, inside, and/or outside. A ring and top must be on the jar. Nothing electrical can be attached to the jar.

PREMIUMS: 1st (\$5) 2nd (\$4) 3rd (\$3) 4th (\$2) 5th (\$1)

CLASS 10 Ages 5-8
 20 Ages 9-12
 30 Ages 13-18

SECTION 230 – BOOKMARK CONTEST
 *Bookmark can be no larger than 3” x 8” and must be all hand constructed.
 *Bookmark can be made of fabric, paper, beads, or ribbon.
 *The theme is *Growing the Future*

PREMIUMS: 1st (\$5) 2nd (\$4) 3rd (\$3)

CLASS 10 Ages 5-8
 20 Ages 9-12
 30 Ages 13-18

SECTION 240 – CLAY FLOWER POT CONTEST
 Entries must be approximately 4.5” x 5” clay pot (no dirt). They can be embellished with jute, yarn, buttons, stones, paint, etc.

PREMIUMS: 1st (\$5) 2nd (\$4) 3rd (\$3) 4th (\$2) 5th (\$1)

CLASS 10 Ages 5-8
 20 Ages 9-12
 30 Ages 13-18

SECTION 250 – HANDPRINT TO FARM ANIMAL

- Turn your handprint into a farm animal: cow, horse, sheep, pig, chick, etc.
- Trace your hand, then add different modes of art (tissue paper, finger painting, cotton balls, pipe cleaners, watercolor paint, stamping, buttons, bubble wrap, etc.) to fill your hand to create a farm animal
- All submissions must be on an 8 1/2 by 11 paper.

PREMIUMS: 1st (\$5) 2nd (\$4) 3rd (\$3) 4th (\$2) 5th (\$1)

CLASS 10 Ages 5-8 30 Ages 13-18 20 Ages 9-12

SECTION 260 – CHILDREN’S COLORING PAGE CONTEST
 Page appears on page 28, please remove from book and submit page. Crayons, markers, and/or pencils may be used.
 Coloring page may be photocopied.
 All entries must include name and age (as of June 1, 2021) on back of page

PREMIUMS: 1st (\$5) 2nd (\$4) 3rd (\$3) 4th (\$2) 5th (\$1)

CLASS 10 Ages 2-3
 20 Ages 4-5



SECTION 270 – CREATIVE GRAINS AND BEAN – BEANS MOSAICS
 Children will learn about mosaics as they create a mosaic using dry beans, grains, and other legumes.

What You Need:

- glue
- paintbrushes
- cardboard or any sturdy backing
- dry beans (kidney, black beans, peas, lentils etc.) of different colors and sizes
- grains (corn, wheat, oats)
- pencils

What You Do:

1. Draw a simple shape or figure on the cardboard. Keep the details down to a minimum. Simple is good for this project.
2. Paint glue in a small portion of the design. Note: Do not use too much glue if your cardboard is not sturdy. It will curl.
3. Place beans of different colors in the portion with glue.
4. Repeat for the entire picture.
5. The result is quite beautiful and the children will have a piece of art they are proud to display.

8.5” x 11” or 12” X 14”

PREMIUMS: 1st (\$10) 2nd (\$9) 3rd (\$8) 4th (\$7) 5th (\$6)

CLASS 10 Ages 5-8
 20 Ages 9-12
 30 Ages 13-18

SECTION 300 – LEGO, DUPLO, or KNEX CONTEST**Theme: At the Fair**

Build something you might see at the fair. Let your creativity inspire you.

PREMIUMS: 1st (\$10) 2nd (\$9) 3rd (\$8) 4th (\$7) 5th (\$6)

CLASS 10 - ages 5-8
20 - ages 9-12

1. The project may not exceed 24" length x 24" width x 2' high and must be mounted and/or displayed on a sturdy base. The base can be wood, cardboard, LEGO® loose plate and can be decorated to go along with your project.
2. Only LEGO®, Duplo blocks, or Knex may be used. NO Megablocks, tinker toys, boxes, paper, etc.
3. Exhibits must be your own creation, not a LEGO®, Duplo, or Knex designed kit, project found on-line, in a magazine, etc. All entries should show originality, be creative!
4. Entries will be judged on creativity, ingenuity and imagination.

LEGO, DUPLO, or KNEX CONTESTS**SECTION 310 – AIRCRAFT (Planes, Helicopters, Gliders)**

PREMIUMS: 1st (\$5) 2nd (\$4) 3rd (\$3) 4th (\$2) 5th (\$1)

CLASS 10 - ages 5-8
20 - ages 9-12

SECTION 320 – AUTOMOBILES (Cars, Trucks, Etc.)

PREMIUMS: 1st (\$5) 2nd (\$4) 3rd (\$3) 4th (\$2) 5th (\$1)

CLASS 10 - ages 5-8
20 - ages 9-12

SECTION 330 – MODEL ROCKETS

PREMIUMS: 1st (\$5) 2nd (\$4) 3rd (\$3) 4th (\$2) 5th (\$1)

CLASS 10 - ages 5-8
20 - ages 9-12

SECTION 340 – MOTORCYCLES, SCOOTERS

PREMIUMS: 1st (\$5) 2nd (\$4) 3rd (\$3) 4th (\$2) 5th (\$1)

CLASS 10 - ages 5-8
20 - ages 9-12

SECTION 350 – SPACE (any vehicle type)

PREMIUMS: 1st (\$5) 2nd (\$4) 3rd (\$3) 4th (\$2) 5th (\$1)

CLASS 10 - ages 5-8
20 - ages 9-12

SECTION 360 – WATERCRAFT (boats, ships, etc.)

PREMIUMS: 1st (\$5) 2nd (\$4) 3rd (\$3) 4th (\$2) 5th (\$1)

CLASS 10 - ages 5-8
20 - ages 9-12

SECTION 370 – MILITARY

PREMIUMS: 1st (\$5) 2nd (\$4) 3rd (\$3) 4th (\$2) 5th (\$1)

CLASS 10 - ages 5-8
20 - ages 9-12

SECTION 380 – ANIMALS

PREMIUMS: 1st (\$5) 2nd (\$4) 3rd (\$3) 4th (\$2) 5th (\$1)

CLASS 10 - ages 5-8
20 - ages 9-12

SECTION 400 – NATURE CRAFT

A craft made from nuts, pinecones, dried flowers, etc. may be decorated with manmade items.

PREMIUMS: 1st (\$10) 2nd (\$8) 3rd (\$6) 4th (\$4) 5th (\$2)

CLASS: 1 Ages 5-6-7 2 Ages 8-9-10 3 Ages 11-12-13 4 Ages 14-18

SECTION 410 – BIRD HOUSE CONTEST

Purchase an unfinished bird house or build a bird house. Paint or decorate in any way. Use your imagination, there is no theme. Judging will be based on creativity, neatness, and materials used.

PREMIUMS: 1st (\$10) 2nd (\$8) 3rd (\$6) 4th (\$4) 5th (\$2)

Class 10 – Ages 5-8 Class 20 – Ages 9-13 Class 30 – Ages 14-18

SECTION 420 – CANDY ART

- This contest calls for entrants to create a piece of artwork entirely out of candy.
- The candy can be a combination of wrapped and loose pieces.
- The finished artwork should show some aspect of the Carbon County Fair or Growing the Future.
- The candy needs to be permanently affixed to a heavy cardboard surface with a clear adhesive.
- Maximum size is 11" x14".

PREMIUMS: 1st (\$10) 2nd (\$8) 3rd (\$6)

CLASS 1 Ages 5-12 2 Ages 13-18

SECTION 430 – RECYCLE JUNK ART CONTEST

- Project may not exceed 14" length x 14" width x 2' high and must be self standing (base material may be added if needed).
- Recycled material can be welded, bolted, glued, wired, sanded, painted, attached with any fastener. Recycled material used must be cleaned and free of odors.
- Include an explanation or picture of recycled components used in the project.
- Entries will be judged on creativity, originality, overall finish, and appearance.

PREMIUMS: 1st (\$15) 2nd (\$12) 3rd (\$10)

CLASS 1 Ages 5-12 2 Ages 13-18

SECTION 440 – COLLECTIONS

May not be larger than 18"x18" displayed on a firm board or in a case

Class 101 Stamps

Class 102 Matchbox cars

Class 103 Other diecast cars

Class 104 Insects

Class 105 Rocks

Class 110 Any other collections

PREMIUMS:

1st (\$10) 2nd (\$8) 3rd (\$6)

SECTION 500 – DECORATED BOWLING PIN CONTEST

- Bowling pins can be decorated and/or painted in any way but must be free standing. Use your imagination. there is no theme associated with this contest.
- No mechanical or electrical parts are to be used.
- Standard bowling pins must be used. Most bowling alleys have used pins available.
- Judging will be based on creativity, neatness and materials used.

PREMIUMS: 1st (\$10) 2nd (\$8) 3rd (\$6) 4th (\$4) 5th (\$2)

CLASS Preschool - ages 3-4

J - ages 5-12

S - ages 13-18



CARBON COUNTY FAIR

★ 250 America Birthday 

