

DEPARTMENT 11 – YOUTH EXHIBITS

**Fairs Feature Agriculture
Kristin Simmons – 570-778-9026**

See general rules and guidelines on Pages 4 & 5.

Use general entry forms on Page 69.

1. This department is open to all youth living in Carbon County and West Penn Township, Schuylkill County between the ages of 5-18
2. Please state current age as of June 1, 2019 on registration form.
(J) Junior (age 5-12); (S) Senior (age 13-18)
3. Anyone wishing to place exhibits in this department must meet the above age requirements.
4. All exhibits must be made by the exhibitor since August 2018.
5. Each exhibit will be judged on workmanship and worth of article.
6. One entry per exhibitor per division. No exhibitor can be judged against themselves.

SECTION 140

**2019 PA PREFERRED™ Junior Baking Contest
COOKIES, BROWNIES and BARS**

The goal of the PA Preferred™ Baking Contest is to encourage young people across the Commonwealth to participate in Pennsylvania's agricultural fairs by showcasing Pennsylvania grown and produced products in their contest entries.

RULES:

1. Participant must be an individual amateur baker (age 8 through 18) who is a Pennsylvania resident. One entry per person.
 2. Entrants may NOT have won 1st place in this PA Preferred™ Junior Baking Contest at any other fair in 2019.
 3. Entry must be a plate of six (6) individual sized portions of the baked entry item.
 4. Entries must be made from scratch. Premade mixes are not acceptable ingredients.
 5. At least two (2) PA Preferred™ ingredients must be used in the recipe. Some examples of qualifying ingredients are PA Preferred™ grains such as *oats or flour*, butter, milk, eggs, fruits and/or vegetables.
 6. Entry must be submitted for judging on a food safe disposable setting. *(All pans, plates and dishes are considered disposable and will not be returned.)*
 7. Recipe(s) must be submitted with the entry, printed on one side of 8-1/2" x 11" paper. Recipe must list all ingredients, quantities, and the preparation instructions. **The PA Preferred™ ingredients must be listed clearly in the ingredient list, specifying the ingredients and the company that made/grew them (ex. PA Preferred Milk – Galliker's brand).** Entrant's name, age, address and phone number must be printed on the back side of all the pages. PA Preferred™ product labels should be attached to separate paper with your name on the back side. *(All recipes and cookies-brownies-bars will become the property of the Fair or PA Farm Show and will not be returned.)*
 8. A PA Preferred™ logo is not required because not all PA Preferred™ products carry the label. The name of the ingredient and the source is sufficient. For list of acceptable products visit papreferred.com. Additionally, PA Preferred™ staff will assist in locating PA Preferred™ ingredients, as needed.
 9. Refrigeration is not available at the fair or PA Farm Show. Entries that require refrigeration after baking must indicate so in the recipe. Those entries will not be sold, auctioned or otherwise distributed for consumption after judging for food safety reasons.
- Judging Criteria**
- Flavor** (aroma, taste, good balance of flavorings) **30 points**
Texture (appropriate for the type of cookie, brownie or bar)..... **25 points**
Inside Characteristics (even grain, evenly baked; free from air pockets)..... **20 points**
Outside Characteristics (uniform size, shape, appearance; overall appeal)..... **15 points**
Creativity **10 points**
TOTAL..... **100 points**



FAIR PREMIUMS:	1st (\$20)	2nd (\$15)	3rd (\$10)
----------------	------------	------------	------------

First Place Winner is eligible for the **2020 PA Farm Show** competition.
Premiums for the 2020 PA FARM SHOW Competition
First Place – \$500 Second Place – \$250 Third Place – \$100
 Fourth Place – Rosette Ribbon Fifth Place – Rosette Ribbon

SPONSOR: PA Preferred™

Released by PA State Association of County Fairs: January 2018

2019 Participating Fair and 2020 PA Farm Show Contest Rules

Recipe

Name of recipe: Ashlee's Apple Crisp Bars

Prep Time: _____ Cook Time: _____ Serves: _____

Ingredients

- shortbread Crust
- 1/4 cup brown sugar, packed
 - 1/2 teaspoon vanilla extract
 - 1 1/4 cups all-purpose flour
 - 1/2 cup (1 stick) unsalted butter (PA Preferred Lapp Valley Farm)
- Apple Filling
- 4 cups apples, peeled, cored and thinly sliced (PA Preferred Barefoot Farm)
 - 2 tablespoons flour
 - 1/4 cup sugar
- Crisp Topping
- 1/2 cup brown sugar
 - 1/4 cup sugar
 - 3/4 cup flour
 - 1 teaspoon cinnamon
 - 1/2 teaspoon salt
 - 1/3 cup chilled butter, cut into 1/2-inch cubes



Instructions

- shortbread Crust
1. Preheat oven to 350° F. Line a 8x8 pan with parchment paper, leaving extra hanging over the ends, spray with cooking spray.
 2. In a large mixing bowl, beat together the butter and sugar until light and fluffy, about 2-3 minutes. Add vanilla and mix until combined. Add flour and mix until combined and dough is crumbly.
 3. Press dough evenly into bottom of prepared pan. Bake for 12-14 minutes, until dough is slightly puffed. Remove from oven and set aside, maintain oven temperature.
- Apple Filling
4. In a large bowl, combine apples, flour and sugar. Mix until apples are thoroughly coated. Arrange apples on baked crust.
- Crisp Topping
5. In a medium bowl, mix together first five ingredients. With a pastry blender or two knives, cut in butter until mixture is crumbly. Spread topping over apples in an even layer.
 6. Bake uncovered at 350° F for 45 minutes, or until topping is golden and apple mixture is bubbly. Let cool. Lift apple crisp using the extra parchment paper at the ends as handles, and cut into bars.

SAMPLE

SECTION 145 – JUNIOR SPECIAL BAKING CONTEST

Open to children 8 to 16 years of age as of June 1, 2019. One entry per exhibitor.

PREMIUMS: 1st (\$10) 2nd (\$6) 3rd (\$4)

MONSTER MARSHMALLOW COOKIES

Ingredients:

For the Cookies:

- 2 cups all-purpose flour
- 1 teaspoon baking powder
- 1/2 teaspoon baking soda
- 2 sticks unsalted butter, softened
- 1 cup granulated sugar
- 1 cup packed light brown sugar
- 2 large eggs, at room temperature
- 1 tablespoon vanilla extract
- 2 cups quick-cooking oats
- 1 1/4 cups crispy rice cereal
- 1 cup milk chocolate chips
- 1 cup coarsely chopped pecans
- 1 cup miniature marshmallows

For the Chocolate Drizzle:

- 1/2 cup milk chocolate chips
- 1/2 cup miniature marshmallows
- 1 tablespoon half-and-half or whipping cream
- 1/3 cup finely chopped pecans

Judging Criteria

Overall Appearance	25 points
Following Directions	10 points
Texture	15 points
Aroma	10 points
Flavor	<u>40 points</u>
Total	100 points

Directions

1. Make the cookies: Preheat the oven to 350 degrees F. Line 2 baking sheets with parchment paper. Combine the flour, baking powder and baking soda in a large bowl. In a separate bowl, beat the butter and both sugars with a mixer on medium-high speed until fluffy. Beat in the eggs one at a time on medium speed, then beat in the vanilla. Add the flour mixture and beat on low speed until combined.
2. Stir the oats, cereal, chocolate chips, pecans and marshmallows into the dough with a wooden spoon. Wrap with plastic wrap and refrigerate the dough for 30 minutes. Drop heaping tablespoonfuls of the dough onto the prepared baking sheets, about 3 inches apart. Bake the cookies in batches until golden, 10 to 12 minutes. TIP: baked 9 per cookie sheet, because they spread a lot. Mine were perfect at 10 minutes. They will look slightly underdone, but set up perfectly. The marshmallows will ooze out during baking. I used the back of a butter knife and formed the cookie back into shape while they were still hot. Let cookies rest on sheet pans to cool slightly, about 10 minutes. Transfer to racks to cool. Yields 4 – 4 1/2 dozen
3. Chocolate Drizzle: Combine chocolate chips, marshmallows and half-and-half in a small saucepan over medium-low heat. Heat until melted and smooth. Very quickly, drizzle over cookies using a fork and sprinkle with chopped pecans.

Enter five (5) of your best cookies for judging on a disposable plate, enjoy the rest.

SECTION 150 – YOUTH BAKED PRODUCTS

1. Baked goods to be judged on flavor, lightness, general appearance, and texture.
2. Pies are to be judged on texture of crust, flavor, consistency of filling and general appearance.
3. A list of all ingredients must be supplied on a 3x5 or 4x6 index card and include exhibitor's name and age on back.
4. Exhibits that require refrigeration will NOT be accepted.
5. Exhibits should be placed on non-returnable serving materials.
6. Quick Breads – to consist of one rectangular loaf, approx. 4x8x5 wrapped in a plastic bag; no fork pricks.
7. Rolls – of uniform shape and wrapped in plastic bags.
8. Candy, Brownies – 4 pieces – cut and ready to serve
9. Cookies – 5 cookies
10. Cupcakes – 4 cupcakes
11. Cake – (1) standard 8" round or square layer.
12. Baked foods must be wrapped in clear plastic, zip bags, or clear disposable containers to retain freshness and prevent contamination until judged.

PREMIUMS: 1st (\$5) 2nd (\$4) 3rd (\$3)

CLASS

- J Ages 5-12
- S Ages 13-18

DIVISION

- | | |
|--|---|
| 120 Quick Breads | 620 Candy Fudge |
| 221 Fruit Muffins | 630 Candy Cereal |
| 222 Plain Muffins | 640 Candy Molded Chocolate |
| 310 Butter or Oil Cakes Iced Chocolate | 650 Candy Other Specify |
| 320 Butter or Oil Cakes Iced Yellow | 700 Brownies |
| 330 Butter or Oil Cakes Iced White | 710 Cookies Bar - cut from pan |
| 340 Butter or Oil Cakes Iced Other Specify | 720 Cookies Drop, Chocolate Chip |
| 350 Decorated Cake (exterior judging only) | 730 Cookies Molded - shaped with hands |
| 360 White or Yellow Cake with fruit | 740 Cookies Sugar |
| 370 Yellow or Brown Cake with vegetable | 750 Cookies Rolled - use cookie cutters |
| 410 Cupcakes Chocolate | 760 Cookies Peanut Butter |
| 420 Cupcakes White | 770 Cookies Drop Oatmeal |
| 430 Cupcakes Yellow | 790 Cookies Snicker-doodle |
| 440 Cupcakes Other Specify | 795 Cookies Other Specify |
| 610 Candy Chocolate Covered | 800 Gluten Free Baked Good |

SECTIONS 181 & 182 – YOUTH NEEDLECRAFT

1. No article can compete as more than one entry.
2. All clothing must be laundered, ironed and placed on hangers.
3. Each exhibit to be judged on workmanship, worth of article, appropriateness of material, and design.

BASIS FOR JUDGING

Plain Sewing:

1. Worth of article
2. Materials & trimmings, appropriateness & quality
3. Workmanship-method of construction, choice & execution of stitches

Dressmaking:

1. Material – appropriateness, quality, color & design
2. Design – simplicity of line, harmony of color, appropriateness
3. Workmanship – method of construction, choice & execution of stitching

Embroidery and Crocheting:

1. Worth of article
2. Material – appropriateness and suitability for use intended.
3. Design – simplicity and appropriateness

Knitting:

1. Worth of article
2. Workmanship – execution of stitches

PREMIUMS: 1st (\$5) 2nd (\$4) 3rd (\$3)

SECTION 181 – YOUTH SEWING

1. Each exhibit to consist of one garment or sewn item

CLASS

J Ages 5-12

S Ages 13-18

DIVISION

100	Clothing Aprons	720	Any other Sewing Clothing Item
200	Clothing Men's Boxers	730	Accessorize! Scarf, Purse, Shawl, Belt, Hat
310	Clothing Dresses	810	Stuffed Animal or Toy
400	Sleepwear	820	Hand/Tote Bags
510	Clothing Skirts	830	Doll Clothing
610	Clothing Shirts	840	Pillows
700	Clothing Slacks	850	Placemats
710	Clothing Vest		

SECTION 182 – YOUTH NEEDLEWORK

CLASS

J Ages 5-12

S Ages 13-18

DIVISION

100	Centerpieces	512	Framed (hang) Embroidered
302	Cushions Crochet	513	Framed (hang) Needlepoint
303	Cushions Embroidered	515	Framed (hang) Cross-Stitch (stamp)
305	Cushions Needlepoint	516	Framed (hang) Cross-Stitch (counted)
306	Cushions Cross-Stitch (stamp)	811	Crochet
307	Cushions Cross-Stitch (counted)	862	Hand Knitted
311	Cushions Hooked	870	Quilts (Sm) Pieced
314	Cushions Any Other	871	Quilts (Sm) Tied
410	Plastic Canvas/Decorative	872	Quilts (Sm) Any Other
420	Plastic Canvas/Useful	880	Quilts (Lg) Pieced
450	Plastic Canvas/Holiday	881	Quilts (Lg) Tied
460	Plastic Canvas Any Other	882	Quilts (Lg) Any Other
510	Framed (hang) Any Other	910	Embroidery

SECTION 188 – YOUTH PHOTOGRAPHY – BLACK AND WHITE

1. All photos must have been taken by exhibitor.
2. All photos will be 8" by 10" only.
3. Photos only. Images are to be produced on photographic papers, ink-jet papers and other similar photo processes. Images produced on plain paper, computer paper, etc. are ineligible.
4. Mounting, mattes, or frames will not be accepted.
5. Do not digitally enhance or alter your photographs with the exception of Division 65. Minimal color balance, sharpening, and tonal corrections are acceptable to create realism.
6. Titles and/or lettering is not permitted.
7. No entries by professionals.
8. There may be only one entry in each division by each exhibitor.
9. Photo must have been taken within the last twelve months and must not have been previously exhibited in the Carbon County Fair.
10. Judging criteria: subject matter, impact, degree of simplicity/difficulty.
 - Animals** – captures the personality of an animal or animals in their natural setting or at play.
 - Americana** – “Norman Rockwell” type shots that often feature barns, pasture scenes, front porches, kids on tire swings.
 - Scenic, Landscapes** – shows any variety of outdoor scenes which focus on natural landforms and vegetation, and does not focus on people.
 - Patriotic** – subject matter portrays the love of one's country. Could have flags, soldiers, etc.
 - Portrait** – captures the personality of the human subject, either as a head shot or full shot. Props may be included in portraits.
 - Still Life** – focuses on mostly commonplace objects which may be either natural (food, flowers, plants, etc.) or man-made (drinking glasses, books, etc.) in a pleasing arrangement.

Action, Sports – Shows active movement in a sporting activity, focusing on a player(s) caught in action.

Carbon County Fair – photo taken at last year’s fair.

Architecture – A shot that focuses on the unique architectural features of a building without a lot of background.

PREMIUMS: 1st (\$5) 2nd (\$4) 3rd (\$3) 4th (\$2) 5th (\$1)

CLASS J Ages 5-12
S Ages 13-18

DIVISION 10 People 35 Action Sports 60 Architecture
15 Domestic Animals 40 Patriotic 65 Altered Images
20 Wild Animals 45 Americana 70 **NEW – Flowers**
25 Scenic, Landscape 50 Portrait 80 **NEW - Birds**
30 Still Life 55 Carbon County Fair 90 Any Other not listed

SECTION 189 – YOUTH PHOTOGRAPHY – COLOR

See Section 188 for Criteria

PREMIUMS: 1st (\$5) 2nd (\$4) 3rd (\$3) 4th (\$2) 5th (\$1)

CLASS J Ages 5-12
S Ages 13-18

DIVISION 10 People 50 Portrait
15 Dogs or Cats 55 Carbon County Fair
20 Wild Animals 60 Architecture
25 Scenic, Landscape 65 Altered Images
30 Still Life 70 Flowers
35 Action Sports 80 Birds
40 Patriotic 90 Any Other not listed
45 Americana

PHOTO CHALLENGE

81 New: Action Figure/Dolls

82 New: Building Blocks

83 New: Creepcrawlers (bugs, spiders, etc.)

84 New: Messy Projects

85 New: Yarn, String

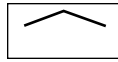
Best of Show Photography – Junior & Senior – Rosette

Special Award – Palmerton Camera Club One Year Membership Sponsored by Jim Denicola

SECTION 190 – YOUTH PAINTING

1. “Original” means not copied.
2. Name on work must be covered until judged.
3. Cannot have been exhibited in prior fairs.
4. **Mounting and Presentation**

All works must be matted, framed or mounted (any color) and ready for exhibition. All artwork should have the necessary hardware, eyehooks, picture wire or hanger attached so the artwork may hang from a small metal hook (see illustration). Single centered hangers are discouraged. The hardware must be able to support the weight of the artwork over time. FoamCore or a very stiff cardboard backing should be used to prevent warping while hanging. Hot glue the string or wire ends to the back of the FoamCore. Artwork submitted without necessary hardware may not be judged or displayed. Please do not submit entries with wet or sticky surfaces. Pastel, chalk and charcoal works must be covered with acetate.



Extremely fragile artwork should not be submitted.

Please note that artwork is greatly affected by changes in the weather and humidity. Masking tape and air-dried clays are especially susceptible to these conditions. Please consider submitting artwork using packing tapes and sculpture using kiln-fired clays.

Painting, Drawing, Mixed Media

Basis for Judging

- Originality
- Composition
- Media Handling
- Complexity
- Relationship of frame or mat to subject matter

PREMIUMS: 1st (\$5) 2nd (\$4) 3rd (\$3) 4th (\$2) 5th (\$1)

CLASS J Ages 5-12
S Ages 13-18

DIVISION 110 Acrylics 220 Mixed Media 420 Pencil Drawing
120 Batik 230 Oil Painting 430 Prints
130 Chalk 300 Paint by Number 440 Sand Pictures
140 Charcoal 310 Painting of Glass 450 Scratch Art
150 Collage 320 Painting on Cloth 460 Splatter Paint
160 Colored Pencil 330 Painting on Metal 470 Tempera
170 Crayon 340 Painting on Slate 480 Tole
180 Decoupage 350 Painting on Stone 490 Watercolor
190 Etchings 360 Painting on Wood
200 Finger Paint 400 Pastel
210 Marker 410 Pen & Ink Drawing



Best of Show in Youth Painting Junior & Senior – Rosette & Art Supplies.

SECTION 192 – YOUTH HANDICRAFTS

1. This section includes articles made of wax, leather, cone, bead and/or shell.
2. All exhibits must have been made by the exhibitor since the last fair. No commercial articles will be accepted.
3. “Traditional” means authentic reproduction.
4. Ceramic articles should have identification marks to indicate that they are originals.
5. Original Design or “kit” work may be entered in this section.

BASIS FOR JUDGING

1. Originality
2. Craftsmanship in each media area
3. Completion with care and attention to detail
4. Coordination of color
5. Complete and/or proper finishing of backs, bottoms, edges, insides, and/or lids
6. Neatness of sewing or stitching
7. Mold marks removed in ceramics
8. Even application of finishes; glazes, underglazes, antiquing, stains, lusters, and pearlings

PREMIUMS: 1st (\$5) 2nd (\$4) 3rd (\$3) 4th (\$2) 5th (\$1)

CLASS J Ages 5-12
S Ages 13-18

DIVISION 100 Cone & Nut Work	240 Shell Work	390 Rubber Band Bracelet
110 Creative & Traditional Doll	250 Toys	400 Latchhook
120 Creative X-mas Art	260 Tie Dye	410 Mixed Media
130 Creative & Dried Flower	270 Wreaths	420 Models
140 Design In Straw	280 Calligraphy	500 Wood Carving Small
150 Bead Work	290 Basket (Woven)	510 Wood Carving Medium
160 Ceramic	300 Metalwork	520 Wood Carving Large
170 Hand Built Pottery	310 Papertwist	530 Woodwork – Furniture Small
180 Thrown Pottery	320 Felt	540 Woodwork – Furniture Medium
190 Dough Work	340 Jewelry	550 Woodwork – Furniture Large
200 Leather Work	350 Model Magic	560 Wood Burning
210 String Work	360 Sand Art	570 Wood Craft, any other not listed
220 Liquid Embroidery	370 Weaving	600 Miscellaneous, any other not listed
230 Macrame	380 Robotics	



SECTION 194 – SCRAPBOOKING

1. Each member must attach identification to the back of each scrapbook: name, address, zip code, and county.
2. All scrapbooks must be in the standard 12” x 12” format, have a creative cover, and a minimum of six pages, (front and back). It should include material to tell a story or activity. The scrapbook should include photos, articles, ribbons, and other creative ways to graphically tell the story.
3. No kits or patterns from commercial sources will be accepted.

PREMIUMS: 1st (\$5) 2nd (\$4) 3rd (\$3)

CLASS J Ages 5-12
S Ages 13-18

SECTION 200 – BUTTON CRAFT CONTEST

Discover many fun crafts made with buttons. Make everything from gifts to give, fun decorations, and useful household gems. Use your creativity to create your masterpiece! For example: picture frames, jewelry and pins, decorate a small wreath, birdhouse or candle. Use your imagination!

PREMIUMS: 1st (\$5) 2nd (\$4) 3rd (\$3)

CLASS J Ages 5-12
S Ages 13-18

SECTION 210 - JAZZY JAR CONTEST

A **QUART JAR** can be decorated on the inside or outside. Let your imagination run wild with paint, ribbons, etc. Have Fun. It can be decorated on the top, inside, and/or outside. A ring and top must be on the jar. Nothing electrical can be attached to the jar.

PREMIUMS: 1st (\$5) 2nd (\$4) 3rd (\$3) 4th (\$2) 5th (\$1)

CLASS J Ages 5-12
S Ages 13-18



SECTION 220 – PAINTED ROCK CONTEST

1. One entry per exhibitor.
2. Rock size may not exceed 4” length x 4” width x 2” height. River rocks can be used since they are smooth and work best for painting. Colored pencils, oil pastels, chalk, acrylic paint, or Posca paint pens can be used to make your design and the rocks can be painted prior to making the design. Nothing can be added to the rock that is non-biodegradable such as stickers, gems or decoupage. After painting seal rocks with clear spray paint, gloss or matte
3. The design must follow the theme of Farm Animals.
4. Painted rocks will be judged on use of the theme, visual appearance and creativity in relation to the exhibitor’s age.

PREMIUMS: 1st (\$5) 2nd (\$4) 3rd (\$3)

CLASS J Ages 5-12
S Ages 13-18

SECTION 230 – BOOKMARK CONTEST

*Bookmark can be no larger than 3” x 8” and must be all hand constructed.

*Bookmark can be made of fabric, paper, beads, or ribbon.

*The theme is *Fairs Feature Agriculture*

PREMIUMS: 1st (\$5) 2nd (\$4) 3rd (\$3)

CLASS J Ages 5-12
S Ages 13-18

SECTION 240 – CLAY FLOWER POT CONTEST

Entries must be approximately 4.5” x 5” clay pot (no dirt).
They can be embellished with jute, yarn, buttons, stones, paint, etc.

PREMIUMS: 1st (\$5) 2nd (\$4) 3rd (\$3) 4th (\$2) 5th (\$1)

CLASS J Ages 5-12
S Ages 13-18

SECTION 250 – FLIP FLOPS DECORATING

This contest is for one pair of new Flip Flops with embellishments of choice. Get creative with a new pair of Flip Flops and decorate them your way! Flip Flops will be judged only on creativity.

PREMIUMS: 1st (\$5) 2nd (\$4) 3rd (\$3) 4th (\$2) 5th (\$1)

CLASS J Ages 5-12
S Ages 13-18

SECTION 260 – CHILDREN’S COLORING PAGE CONTEST


Page appears on page 56, please remove from book and submit page. Crayons, markers, and/or pencils may be used.

Coloring page may be photocopied.

All entries must include name and age (as of June 1, 2018) on back of page

PREMIUMS: 1st (\$5) 2nd (\$4) 3rd (\$3) 4th (\$2) 5th (\$1)

CLASS: J Age 2-3
S Age 4-5

**SECTION 270 – CREATIVE GRAINS AND BEAN – BEANS MOSAICS**

Children will learn about mosaics as they create a mosaic using dry beans, grains, and other legumes.

What You Need:

- glue
- paintbrushes
- cardboard or any sturdy backing
- dry beans (kidney, black beans, peas, lentils etc.) of different colors and sizes
- grains (corn, wheat, oats)
- pencils



What You Do:

1. Draw a simple shape or figure on the cardboard. Keep the details down to a minimum. Simple is good for this project.
2. Paint glue in a small portion of the design. Note: Do not use too much glue if your cardboard is not sturdy. It will curl.
3. Place beans of different colors in the portion with glue.
4. Repeat for the entire picture.
5. The result is quite beautiful and the children will have a piece of art they are proud to display.

8.5” x 11” or 12” X 14”

PREMIUMS: 1st (\$10) 2nd (\$9) 3rd (\$8) 4th (\$7) 5th (\$6)

CLASS J Ages 5-12
S Ages 13-18

**NEW****SECTION 280 – AWESOME ALPHABET CONTEST**

This year it is all about farms, families, fairs, and FUN! So no matter if you feature one letter or the whole alphabet in your AWESOME creative creation be sure it is fun. It’s time to get creative with the Awesome Alphabet competition.

There is no limit to the medium that can be used in this exciting contest. Painting, drawing, ceramics, photography, wood/metal, etc, or a combination, you decide. Just make the focus is the awesome alphabet.

All photos must be 8” x 10” and mounted on 12” x 14” black foam core and ready to hang. All artwork other than photos must be matted, framed or mounted (any color) ready to hang. The artwork should have the necessary hardware, eyehooks, picture wire or hanger attached so the artwork may hang from a small metal hook.

CLASS: 1 Junior Ages 5-12
2 Senior Ages 13-18

PREMIUMS: 1st (\$10) 2nd (\$8) 3rd (\$6) 4th (\$4) 5th (\$2)

SECTION 300 – LEGO, DUPLO, or KNEX CONTEST

PREMIUMS: 1st (\$10) 2nd (\$9) 3rd (\$8) 4th (\$7) 5th (\$6)

CLASS J - ages 5-12
S - ages 13-18

1. The project may not exceed 24" length x 24" width x 2' high and must be mounted and/or displayed on a sturdy base.
2. Only LEGO®, Duplo blocks, or Knex may be used. NO Megablocks, tinker toys, boxes, paper, etc. NO painting LEGO® bricks.
3. Exhibits must be your own creation, not a LEGO®, Duplo, or Knex designed kit, project found on-line, in a magazine, etc. All entries should show originality, be creative!
4. Include a 3x5 index card that explains your idea/inspiration for your build, INCLUDE NAME ON BACK OF INDEX CARD.
5. Entries will be judged on creativity, ingenuity and imagination.



SECTION 400 – DECORATED BOWLING PIN CONTEST

1. Bowling pins can be decorated and/or painted in any way but must be free standing. Use your imagination, there is no theme associated with this contest.
2. No mechanical or electrical parts are to be used.
3. Standard bowling pins must be used. Most bowling alleys have used pins available or you may contact Kristin at 570-778-9026.
4. Judging will be based on creativity, neatness and materials used.

PREMIUMS: 1st (\$10) 2nd (\$8) 3rd (\$6) 4th (\$4) 5th (\$2)

CLASS: 1 Ages 3-4
2 Ages 5-6-7
3 Ages 8-9-10
4 Ages 11-12-13
5 Ages 14-15



SECTION 410 – POSTER CONTEST

FAIRS FEATURE AGRICULTURE – POSTER CONTEST

1st Place – \$10

2nd Place – \$8

3rd Place – \$6

RULES -

1. Only one poster consisting of original artwork by the exhibitor may be submitted.
2. The poster size must be either 14 x 22 inches or 14 1/2 x 22 inches, equivalent to 1/2 of standard poster board. Other sizes will not be accepted for judging. Artwork may be vertical or horizontal.
3. This year's theme is "**Fairs Feature Agriculture.**" Exhibitors using other themes will be disqualified. Artwork must include the theme as noted.
4. Exhibitors must be in one of these age groups as of June 1st of the current fair season to qualify.
5. Posters will be evaluated on use of the theme, visual appearance and creativity in relation to the exhibitor's age.

Class 10 – Ages 5-7

Class 20 – Ages 8-11

Class 30 – Ages 12-14

Class 40 – Ages 15-18