

**DEPARTMENT 11 – YOUTH EXHIBITS**

**Country Scenes ... Blue Ribbon Dreams  
Kristin Simmons – 570-778-9026**

See general rules and guidelines on Pages 4 & 5.  
Use general entry forms on Page 67.

1. This department is open to all youth living in Carbon County and West Penn Township, Schuylkill County between the ages of 5-18
2. Please state current age as of June 1, 2017 on registration form.  
(J) Junior (age 5-12); (S) Senior (age 13-18)
3. Anyone wishing to place exhibits in this department must meet the above age requirements.
4. All exhibits must be made by the exhibitor since August 2016.
5. Each exhibit will be judged on workmanship and worth of article.
6. One entry per exhibitor per division. No exhibitor can be judged against themselves.

**SECTION 140**

**2017 PA PREFERRED™ Junior Baking Contest  
COOKIES, BROWNIES and BARS**

The goal of this **NEW** PA Preferred Junior Baking Contest is to highlight Pennsylvania agriculture by featuring locally grown grains, fruit and vegetables as well as locally produced dairy products and eggs in the contest entries.

**RULES:**



1. Participant must be an individual amateur baker (age 8 through and including 18 years old) who is a Carbon County or West Penn Township, Schuylkill County Pennsylvania resident. One entry per person.
2. **Entrants may NOT have won 1st place in the PA Preferred™ Junior Baking Contest at any other fair in 2017.**
3. Entry must be a plate of six (6) individual sized portions of the baked entry item
4. Entries must be made from scratch. Pre-mixes are not acceptable ingredients
5. **PA Preferred®** ingredients must be used in recipe. A comprehensive list of acceptable products will be available on the PA Preferred website. Recipes are to include three (3) out of the five (5) items listed here:
  - a. **Grains such as flour or oats**
  - b. **Fruit such as peaches, apples, or berries**
  - c. **Vegetable such as zucchini or carrots**
  - d. **Dairy such are milk, cream or butter**
  - e. **Eggs**
6. Entry must be submitted for judging on a food safe disposable setting. (All pans, plates and dishes are considered disposable and will not be returned.)
7. Recipe(s) must be submitted with the entry, printed on one side of 8-1/2" x 11" paper. Recipe must list all ingredients, quantities, and the preparation instructions. PA Preferred ingredients are to be identified in writing as "PA Preferred" along with the **brand name** in the recipe (ex. *PA Preferred Eggs – Weis brand; PA Preferred Milk – Galliker's brand; PA Preferred Berries – Strite's Orchards*). Entrant's name, **age**, address and phone number must be printed on the back side of all the pages. PA Preferred™ product labels should be attached to separate paper with your name on the back side. (All recipes and cookies-brownies-bars will become the property of the Fair or PA Farm Show and will not be returned).
8. Refrigeration is not available at the fair or PA Farm Show. Entries that require refrigeration after baking must indicate so in the recipe. Those entries will not be sold, auctioned or otherwise distributed for consumption after judging for food safety reasons.

**Judging Criteria**

<b>Flavor</b> ( <i>aroma, taste, good balance of flavorings</i> ) .....	<b>30 points</b>
<b>Texture</b> ( <i>appropriate for the type of cookie, brownie or bar</i> ) .....	<b>25 points</b>
<b>Inside Characteristics</b> ( <i>even grain, evenly baked; free from air pockets</i> ) .....	<b>20 points</b>
<b>Outside Characteristics</b> ( <i>uniform size, shape, appearance; overall appeal</i> ) .....	<b>15 points</b>
<b>Creativity</b> .....	<b>10 points</b>
<b>TOTAL</b> .....	<b>100 points</b>

<b>Premiums:</b>	<b>1st (\$30)</b>	<b>2nd (\$25)</b>	<b>3rd (\$20)</b>	<b>4th (\$15)</b>	<b>5th (\$10)</b>
------------------	-------------------	-------------------	-------------------	-------------------	-------------------

*First Place Winner is eligible for the 2018 PA Farm Show competition.  
Premiums for the 2018 PA FARM SHOW Competition: \$500, \$250, \$100*

SPONSORS: PA Preferred™ program; released by PA State Association of County Fairs

## SECTION 145 – JUNIOR SPECIAL BAKING CONTEST

Open to children 8 to 16 years of age as of June 1, 2017. One entry per exhibitor.

**PREMIUMS:** 1<sup>st</sup> (\$10) 2<sup>nd</sup> (\$6) 3<sup>rd</sup> (\$4)

### GRANDMA'S CHOCOLATE ZUCCHINI BROWNIES

"Moist and wonderful chocolate brownies, no frosting needed. These are perfect right out of the oven!"

#### Ingredients:

- 2 cups all-purpose flour
- 2 tablespoons unsweetened cocoa powder
- 1 teaspoon baking soda
- 1/2 teaspoon salt
- 1/2 cup butter
- 1 1/2 cups white sugar
- 2 eggs
- 1 teaspoon vanilla extract
- 2 1/2 cups shredded zucchini
- 2 tablespoons white sugar
- 1 cup chopped walnuts (optional)
- 1 cup chocolate chips

#### Directions

1. Preheat an oven to 350 degrees F (175 degrees C). Grease a jelly roll pan.
2. Sift flour, cocoa powder, baking soda, and salt together in a bowl.
3. Beat the butter and 1 1/2 cups sugar with an electric mixer in a large bowl until smooth. Beat the first egg into the butter until completely blended, then beat in the vanilla extract with the last egg. Mix in the flour mixture until just incorporated. Fold in the zucchini; mixing just enough to evenly combine. Pour mixture into prepared pan. Sprinkle the remaining 2 tablespoons sugar, chocolate chips, and walnuts on top.
4. Bake in the preheated oven until the top is dry and the edges have started to pull away from the sides of the pan, 25 to 30 minutes.

Recipe By: HotinKC ALL RIGHTS RESERVED © 2017 Allrecipes.com

#### Enter five (5) of your best brownies for judging, enjoy the rest.

Brownies will be displayed for judging on a disposable plate. They will be judged on texture (25 points), flavor or aroma (50 points), and overall appearance (25 points). Brownies will become the property of the fair and will not be returned. No commercial mixes to be used.

## SECTION 150 – YOUTH BAKED PRODUCTS

1. Baked goods to be judged on flavor, lightness, general appearance, and texture.
2. Pies are to be judged on texture of crust, flavor, consistency of filling and general appearance.
3. A list of all ingredients must be supplied on a 3x5 or 4x6 index card and include exhibitor's name and age on back.
4. Exhibits that require refrigeration will NOT be accepted.
5. Exhibits should be placed on non-returnable serving materials.
6. Quick Breads – to consist of one rectangular loaf, approx. 4x8x5 wrapped in a plastic bag; no fork pricks.
7. Rolls – of uniform shape and wrapped in plastic bags.
8. Candy, Brownies – 4 pieces – cut and ready to serve
9. Cookies – 5 cookies
10. Cupcakes – 4 cupcakes
11. Cake – (1) standard 8" round or square layer.
12. Baked foods must be wrapped in clear plastic, zip bags, or clear disposable containers to retain freshness and prevent contamination until judged.

**PREMIUMS:** 1<sup>st</sup> (\$5) 2<sup>nd</sup> (\$4) 3<sup>rd</sup> (\$3)

**CLASS** J Ages 5-12  
S Ages 13-18

<b>DIVISION</b>	120 Quick Breads	620 Candy Fudge
	221 Fruit Muffins	630 Candy Cereal
	222 Plain Muffins	640 Candy Molded Chocolate
	310 Butter or Oil Cakes Iced Chocolate	650 Candy Other Specify
	320 Butter or Oil Cakes Iced Yellow	700 Brownies
	330 Butter or Oil Cakes Iced White	710 Cookies Bar - cut from pan
	340 Butter or Oil Cakes Iced Other Specify	720 Cookies Drop, Chocolate Chip
	350 Decorated Cake (exterior judging only)	730 Cookies Molded - shaped with hands
	360 White or Yellow Cake with fruit	740 Cookies Sugar
	370 Yellow or Brown Cake with vegetable	750 Cookies Rolled - use cookie cutters
	410 Cupcakes Chocolate	760 Cookies Peanut Butter
	420 Cupcakes White	770 Cookies Drop Oatmeal
	430 Cupcakes Yellow	790 Cookies Snicker-doodle
	440 Cupcakes Other Specify	795 Cookies Other Specify
	610 Candy Chocolate Covered	800 Gluten Free Baked Good

## SECTIONS 181 & 182 – YOUTH NEEDLECRAFT

1. No article can compete as more than one entry.
2. All clothing must be laundered, ironed and placed on hangers.
3. Each exhibit to be judged on workmanship, worth of article, appropriateness of material, and design.

### BASIS FOR JUDGING

#### Plain Sewing:

1. Worth of article
2. Materials & trimmings, appropriateness & quality
3. Workmanship-method of construction, choice & execution of stitches

#### Dressmaking:

1. Material – appropriateness, quality, color & design
2. Design – simplicity of line, harmony of color, appropriateness
3. Workmanship – method of construction, choice & execution of stitching

#### Embroidery and Crocheting:

1. Worth of article
2. Material – appropriateness and suitability for use intended.
3. Design – simplicity and appropriateness

#### Knitting:

1. Worth of article
2. Workmanship – execution of stitches

PREMIUMS:                    1<sup>st</sup> (\$5)                    2<sup>nd</sup> (\$4)                    3<sup>rd</sup> (\$3)

## SECTION 181 – YOUTH SEWING

1. Each exhibit to consist of one garment or sewn item

### CLASS

- J Ages 5-12  
S Ages 13-18

### DIVISION

100	Clothing Aprons	720	Any other Sewing Clothing Item
200	<b>NEW – Clothing Men’s Boxers</b>	730	<b>NEW – Accessorize! Scarf, Purse, Shawl, Belt, Hat</b>
310	Clothing Dresses	810	Stuffed Animal or Toy
400	<b>NEW – Sleepwear</b>	820	Hand/Tote Bags
510	Clothing Skirts	830	<b>NEW – Doll Clothing</b>
610	Clothing Shirts	840	<b>NEW – Pillows</b>
700	Clothing Slacks	850	Placemats
710	Clothing Vest		

## SECTION 182 – YOUTH NEEDLEWORK

### CLASS

- J Ages 5-12  
S Ages 13-18

### DIVISION

100	Centerpieces	512	Framed (hang) Embroidered
302	Cushions Crochet	513	Framed (hang) Needlepoint
303	Cushions Embroidered	515	Framed (hang) Cross-Stitch (stamp)
305	Cushions Needlepoint	516	Framed (hang) Cross-Stitch (counted)
306	Cushions Cross-Stitch (stamp)	811	Crochet
307	Cushions Cross-Stitch (counted)	862	Hand Knitted
311	Cushions Hooked	870	Quilts (Sm) Pieced
314	Cushions Any Other	871	Quilts (Sm) Tied
410	Plastic Canvas/Decorative	872	Quilts (Sm) Any Other
420	Plastic Canvas/Useful	880	Quilts (Lg) Pieced
450	Plastic Canvas/Holiday	881	Quilts (Lg) Tied
460	Plastic Canvas Any Other	882	Quilts (Lg) Any Other
510	Framed (hang) Any Other	910	Embroidery

## SECTION 188 – YOUTH PHOTOGRAPHY – BLACK AND WHITE

1. All photos must have been taken by exhibitor.
2. All photos will be 8” by 10” only.
3. Photos only. Images are to be produced on photographic papers, ink-jet papers and other similar photo processes. Images produced on plain paper, computer paper, etc. are ineligible.
4. Mounting, mattes, or frames will not be accepted.
5. Do not digitally enhance or alter your photographs with the exception of Division 65. Minimal color balance, sharpening, and tonal corrections are acceptable to create realism.
6. Titles and/or lettering is not permitted.
7. No entries by professionals.
8. There may be only one entry in each division by each exhibitor.
9. Photo must have been taken within the last twelve months and must not have been previously exhibited in the Carbon County Fair.
10. Judging criteria: subject matter, impact, degree of simplicity/difficulty.
  - Animals** – captures the personality of an animal or animals in their natural setting or at play.
  - Americana** – “Norman Rockwell” type shots that often feature barns, pasture scenes, front porches, kids on tire swings.
  - Scenic, Landscapes** – shows any variety of outdoor scenes which focus on natural landforms and vegetation, and does not focus on people.
  - Patriotic** – subject matter portrays the love of one’s country. Could have flags, soldiers, etc.
  - Portrait** – captures the personality of the human subject, either as a head shot or full shot. Props may be included in portraits.
  - Still Life** – focuses on mostly commonplace objects which may be either natural (food, flowers, plants, etc.) or man-made (drinking glasses, books, etc.) in a pleasing arrangement.

**Action, Sports** – Shows active movement in a sporting activity, focusing on a player(s) caught in action.

**Carbon County Fair** – photo taken at last year's fair.

**Architecture** – A shot that focuses on the unique architectural features of a building without a lot of background.

**PREMIUMS:**  
**CLASS**

- J Ages 5-12
- S Ages 13-18

**DIVISION**

- 10 People
- 15 Domestic Animals
- 20 Wild Animals
- 25 Scenic, Landscape
- 30 Still Life
- 35 Action/Sports
- 40 Patriotic
- 30 Still Life



- 35 Action/Sports
- 40 Patriotic
- 45 Americana
- 50 Portrait
- 55 Carbon County Fair
- 60 Architecture
- 65 Altered Images
- 70 Any Other not listed



**SECTION 189 – YOUTH PHOTOGRAPHY – COLOR**

See Section 188 for Criteria

**PREMIUMS:**

- 1<sup>st</sup> (\$5)
- 2<sup>nd</sup> (\$4)
- 3<sup>rd</sup> (\$3)
- 4<sup>th</sup> (\$2)
- 5<sup>th</sup> (\$1)

**CLASS**

- J Ages 5-12
- S Ages 13-18

**DIVISION**

- 10 People
- 15 Domestic Animals
- 20 Wild Animals
- 25 Scenic, Landscape
- 30 Still Life
- 35 Action/Sports
- 40 Patriotic
- 45 Americana
- 50 Portrait

- 55 Carbon County Fair
- 60 Architecture
- 65 Altered Images
- 70 Any Other not listed



Best of Show Photography – Junior & Senior – Rosette  
Palmerton Camera Club One Year Membership  
Sponsored by Jim Denicola

**PHOTO CHALLENGE**

- 81 New: Country Scenes --- Beautiful Barns
- 82 New: Blue Ribbon Dreams
- 83 New: Fun in the Fields
- 84 New: Creepy Critters

**SECTION 190 – YOUTH PAINTING**

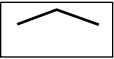
1. "Original" means not copied.
2. Name on work must be covered until judged.
3. Cannot have been exhibited in prior fairs.
4. **Mounting and Presentation**

**All works must be matted, framed or mounted (any color) and ready for exhibition.** All artwork should have the necessary hardware, eyehooks, picture wire or hanger attached so the artwork may hang from a small metal hook (see illustration).

Single centered hangers are discouraged. The hardware must be able to support the weight of the artwork over time. FoamCore or a very stiff cardboard backing should be used to prevent warping while hanging. Hot glue the string or wire ends to the back of the FoamCore. Artwork submitted without necessary hardware may not be judged or displayed. Please do not submit entries with wet or sticky surfaces. Pastel, chalk and charcoal works must be covered with acetate.

**Extremely fragile artwork should not be submitted.**

Please note that artwork is greatly affected by changes in the weather and humidity. Masking tape and air-dried clays are especially susceptible to these conditions. Please consider submitting artwork using packing tapes and sculpture using kiln-fired clays.



Painting, Drawing, Mixed Media

Basis for Judging

- Originality
- Composition
- Media Handling
- Complexity
- Relationship of frame or mat to subject matter

**PREMIUMS:**

- 1<sup>st</sup> (\$5)
- 2<sup>nd</sup> (\$4)
- 3<sup>rd</sup> (\$3)
- 4<sup>th</sup> (\$2)
- 5<sup>th</sup> (\$1)

**CLASS**

- J Ages 5-12
- S Ages 13-18

**DIVISION**

- |                    |                       |                    |
|--------------------|-----------------------|--------------------|
| 110 Acrylics       | 220 Mixed Media       | 420 Pencil Drawing |
| 120 Batik          | 230 Oil Painting      | 430 Prints         |
| 130 Chalk          | 300 Paint by Number   | 440 Sand Pictures  |
| 140 Charcoal       | 310 Painting of Glass | 450 Scratch Art    |
| 150 Collage        | 320 Painting on Cloth | 460 Splatter Paint |
| 160 Colored Pencil | 330 Painting on Metal | 470 Tempera        |
| 170 Crayon         | 340 Painting on Slate | 480 Tole           |
| 180 Decoupage      | 350 Painting on Stone | 490 Watercolor     |
| 190 Etchings       | 360 Painting on Wood  |                    |
| 200 Finger Paint   | 400 Pastel            |                    |
| 210 Marker         | 410 Pen & Ink Drawing |                    |

Best of Show in Youth Painting Junior & Senior – Rosette & Art Supplies.

**SECTION 192 – YOUTH HANDICRAFTS**

1. This section includes articles made of wax, leather, cone, bead and/or shell.
2. All exhibits must have been made by the exhibitor since the last fair. No commercial articles will be accepted.
3. “Traditional” means authentic reproduction.
4. Ceramic articles should have identification marks to indicate that they are originals.
5. Original Design or “kit” work may be entered in this section.

**BASIS FOR JUDGING**

1. Originality
2. Craftsmanship in each media area
3. Completion with care and attention to detail
4. Coordination of color
5. Complete and/or proper finishing of backs, bottoms, edges, insides, and/or lids
6. Neatness of sewing or stitching
7. Mold marks removed in ceramics
8. Even application of finishes; glazes, underglazes, antiquing, stains, lusters, and pearlings

**PREMIUMS:** 1<sup>st</sup>(\$5) 2<sup>nd</sup>(\$4) 3<sup>rd</sup>(\$3) 4<sup>th</sup>(\$2) 5<sup>th</sup>(\$1)

**CLASS** J Ages 5-12  
S Ages 13-18

<b>DIVISION</b> 100 Cone & Nut Work	240 Shell Work	390 Rubber Band Bracelet
110 Creative & Traditional Doll	250 Toys	400 Latchhook
120 Creative X-mas Art	260 Tie Dye	410 Mixed Media
130 Creative & Dried Flower	270 Wreaths	420 Models
140 Design In Straw	280 Calligraphy	500 Wood Carving Small
150 Bead Work	290 Basket (Woven)	510 Wood Carving Medium
160 Ceramic	300 Metalwork	520 Wood Carving Large
170 Hand Built Pottery	310 Papertwist	530 Woodwork – Furniture Small
180 Thrown Pottery	320 Felt	540 Woodwork – Furniture Medium
190 Dough Work	340 Jewelry	550 Woodwork – Furniture Large
200 Leather Work	350 Model Magic	560 Wood Burning
210 String Work	360 Sand Art	570 Wood Craft, any other not listed
220 Liquid Embroidery	370 Weaving	600 Miscellaneous, any other not listed
230 Macrame	380 Robotics	



**SECTION 194 – SCRAPBOOKING**

1. Each member must attach identification to the back of each scrapbook: name, address, zip code, and county.
2. All scrapbooks must be in the standard 12” x 12” format, have a creative cover, and a minimum of six pages, (front and back). It should include material to tell a story or activity. The scrapbook should include photos, articles, ribbons, and other creative ways to graphically tell the story.
3. No kits or patterns from commercial sources will be accepted.

**PREMIUMS:** 1<sup>st</sup>(\$5) 2<sup>nd</sup>(\$4) 3<sup>rd</sup>(\$3)

**CLASS** J Ages 5-12  
S Ages 13-18

**SECTION 200 – BUTTON CRAFT CONTEST**

Discover many fun crafts made with buttons. Make everything from gifts to give, fun decorations, and useful household gems. Use your creativity to create your masterpiece! For example: picture frames, jewelry and pins, decorate a small wreath, birdhouse or candle. Use your imagination!

**PREMIUMS:** 1<sup>st</sup>(\$5) 2<sup>nd</sup>(\$4) 3<sup>rd</sup>(\$3)

**CLASS** J Ages 5-12  
S Ages 13-18

**SECTION 210 - JAZZY JAR CONTEST**

A QUART JAR can be decorated on the inside or outside. Let your imagination run wild with paint, ribbons, etc. Have Fun. It can be decorated on the top, inside, and/or outside. A ring and top must be on the jar. Nothing electrical can be attached to the jar.

**PREMIUMS:** 1<sup>st</sup>(\$5) 2<sup>nd</sup>(\$4) 3<sup>rd</sup>(\$3) 4<sup>th</sup>(\$2) 5<sup>th</sup>(\$1)

**CLASS** J Ages 5-12  
S Ages 13-18



**NEW**

**SECTION 220 – TERRIFIC TEES – T-SHIRT CONTEST**

T-Shirts can be any size or color and anything can be used to decorate the shirt.

\*They can be embellished with any types of buttons, paint, etc.

Theme – Country Scenes ... Blue Ribbon Dreams

**PREMIUMS:** 1<sup>st</sup>(\$5) 2<sup>nd</sup>(\$4) 3<sup>rd</sup>(\$3)

**CLASS** J Ages 5-12  
S Ages 13-18

**SECTION 230 – BOOKMARK CONTEST**

\*Bookmark can be no larger than 3” x 8” and must be all hand constructed.

\*Bookmark can be made of fabric, paper, beads, or ribbon.

\*The theme is “Blue Ribbon Dreams”

**PREMIUMS:** 1<sup>st</sup>(\$5) 2<sup>nd</sup>(\$4) 3<sup>rd</sup>(\$3)

**CLASS** J Ages 5-12  
S Ages 13-18

### SECTION 240 – CLAY FLOWER POT CONTEST

Entries must be approximately 4.5” x 5” clay pot (no dirt).  
They can be embellished with jute, yarn, buttons, stones, paint, etc.  
Theme “Blue Ribbon Dreams”

**PREMIUMS:** 1<sup>st</sup> (\$5) 2<sup>nd</sup> (\$4) 3<sup>rd</sup> (\$3) 4<sup>th</sup> (\$2) 5<sup>th</sup> (\$1)

**CLASS** J Ages 5-12  
S Ages 13-18



### SECTION 250 – FLIP FLOPS DECORATING

This contest is for one pair of new Flip Flops with embellishments of choice. Get creative with a new pair of Flip Flops and decorate them your way! Flip Flops will be judged only on creativity.

**PREMIUMS:** 1<sup>st</sup> (\$5) 2<sup>nd</sup> (\$4) 3<sup>rd</sup> (\$3) 4<sup>th</sup> (\$2) 5<sup>th</sup> (\$1)

**CLASS** J Ages 5-12  
S Ages 13-18



### SECTION 260 – CHILDREN’S COLORING PAGE CONTEST


Page appears on page 56, please remove from book and submit page. Crayons, markers, and/or pencils may be used.

Coloring page may be photocopied.

All entries must include name and age (as of June 1, 2017) on back of page

**PREMIUMS:** 1<sup>st</sup> (\$5) 2<sup>nd</sup> (\$4) 3<sup>rd</sup> (\$3) 4<sup>th</sup> (\$2) 5<sup>th</sup> (\$1)

**CLASS** Preschool – age (2-3)  
Preschool – age (4-5)



## NEW

### SECTION 270 – CREATIVE GRAINS AND BEAN – BEANS MOSAICS

Children will learn about mosaics as they create a mosaic using dry beans, grains, and other legumes.

#### What You Need:

- glue
- paintbrushes
- cardboard or any sturdy backing
- dry beans (kidney, black beans, peas, lentils etc.) of different colors and sizes
- grains (corn, wheat, oats)
- pencils

#### What You Do:

1. Draw a simple shape or figure on the cardboard. Keep the details down to a minimum. Simple is good for this project.
2. Paint glue in a small portion of the design. Note: Do not use too much glue if your cardboard is not sturdy. It will curl.
3. Place beans of different colors in the portion with glue.
4. Repeat for the entire picture.
5. The result is quite beautiful and the children will have a piece of art they are proud to display.

8.5” x 11” or 12” X 14”

**PREMIUMS:** 1<sup>st</sup> (\$5) 2<sup>nd</sup> (\$4) 3<sup>rd</sup> (\$3) 4<sup>th</sup> (\$2) 5<sup>th</sup> (\$1)

**CLASS** J Ages 5-12  
S Ages 13-18

**SECTION 300 – STUDENTS! Looking for LEGO, KNEX, OR CONSTRUX Projects!**

Can be from a kit but MUST put your own Creative addition to your project. Bring in on supportive cardboard or light plywood no larger than 30” x 30”

**PREMIUMS:** 1<sup>st</sup> (\$5) 2<sup>nd</sup> (\$4) 3<sup>rd</sup> (\$3)

- CLASS** J - ages 5-12  
 S - ages 13-18
- 70 Car
  - 71 Truck/Tractor
  - 72 Plane
  - 73 Water Vehicle
  - 74 Animal
  - 75 House
  - 76 Motorized
  - 77 Scene
  - 78 Motorcycle
  - 79 Train



**SECTION 400 – DECORATED BOWLING PIN CONTEST**

1. Bowling pins can be decorated and/or painted in any way but must be free standing. Use your imagination, there is no theme associated with this contest.
2. No mechanical or electrical parts are to be used.
3. Standard bowling pins must be used. Most bowling alleys have used pins available or you may contact Kristin at 570-778-9026.
4. Judging will be based on creativity, neatness and materials used.


**PREMIUMS:** 1<sup>st</sup> (\$10) 2<sup>nd</sup> (\$8) 3<sup>rd</sup> (\$6) 4<sup>th</sup> (\$4) 5<sup>th</sup> (\$2)

- CLASS**
- Ages 3-4
  - Ages 5-6-7
  - Ages 8-9-10
  - Ages 11-12-13



**PA PREFERRED “KNOW YOUR FARMER”**

**Poster Contest**



See Page 102 for more details